




Rigid Harrow Sections


SA Series Closed End Square Bar

- Lever adjustable tooth pitch setting.
- Extra-heavy side bars are offset which gives complete coverage without ridges.
- Lock hooks keep harrow pull chains in place.

Model #	Cutting Width	Approx. Wt.
SA-542	5' 0"	121 lbs
SA-647	6' 0"	130 lbs
SA-757	7' 0"	160 lbs



SO Series Open End Rigid Round Bar




- Double side bars and double adjusting arms provide a strong, rigid section.
- Lay down lever is easy to adjust, fold and store.
- Heavy-duty construction for superior leveling.

Model #	Cutting Width	Approx. Wt.
SO-50	5' 0"	120 lbs
SO-55	5' 6"	123 lbs
SO-60	6' 0"	130 lbs
SO-66	6' 6"	135 lbs

HARROW SECTIONS


HARROW SECTIONS



5-Bar Closed End Rigid Square Bar Harrow

MODEL	Size	Weight	List Price
SA-542	5'-0"	121 lbs.	\$690
SA-647	6'-0"	130 lbs.	\$716
SA-757	7'-0"	160 lbs.	\$870


- 2-2" steel tube construction.
- 5/8" x 7/8" diamond high-carbon teeth pressed and welded into square bars.
- Strong center bar for easy teeth pitch adjustment.
- Extra-heavy side bars are offset to provide complete ground coverage without ridges.



5-Bar Closed End Rigid Harrow

MODEL	Size	Weight	List Price
SR-450	4'-6"	92 lbs.	\$683
SR-542	5'-0"	100 lbs.	\$731
SR-647	6'-0"	115 lbs.	\$766
SR-652	6'-6"	122 lbs.	\$825
SR-757	7'-0"	135 lbs.	\$929

- Extra-heavy side bars are offset giving better field coverage with no gaps.
- 5/8" - 7/8" diamond high-carbon teeth, heavy 1/2" shank.
- Lay down lever is convenient to adjust, fold, and store.



5-Bar Open End Rigid Harrow

MODEL	Size	Weight	List Price
SO-50	5'-0"	120 lbs.	\$801
SO-55	5'-6"	123 lbs.	\$809
SO-60	6'-0"	130 lbs.	\$883
SO-66	6'-6"	135 lbs.	\$914

- 5/8" x 7/8" diamond high-carbon teeth shouldered and nutted, heavy 1/2" shanks.
- Strong center bar for easy teeth pitch adjustment.
- Cross braced for added strength and stability.
- Heavy-duty steel construction, bars are 1.66" carbon structural tube.


HARROW SECTIONS (CONTINUED)



5-Bar Heavy-Duty Open End Flexible Leverless Harrow

MODEL	Size	Weight	List Price
FH-40	5'-0"	107 lbs.	\$631
FH-55	5'-6"	110 lbs.	\$644
FH-60	6'-0"	115 lbs.	\$739
FH-66	6'-6"	120 lbs.	\$749
FH-70	7'-0"	125 lbs.	\$799
FH-80	8'-0"	135 lbs.	\$899

- Reversible sections can be drawn from either end.
- Sections can be rolled for easy transport.



Heavy-Duty 8-Bar Flexible Leverless Harrow Sections

MODEL	Size	Weight	List Price
FH-500-8	3'-9"	136 lbs.	\$781
FH-600-8	4'-5"	153 lbs.	\$819
FH-700-8	5'-3"	170 lbs.	\$890
FH-800-8	6'-0"	187 lbs.	\$962
FH-900-8	6'-9"	204 lbs.	\$1,035

- Fully flexible — won't plug in heavy residue.
- Dual tooth pitch setting — pull one direction at 50° or reverse harrow pull at 38°.
- Fitted with 10 teeth per foot.