

# DEL MORINO – Mowers

## ET 100

Finishing mower

HP

12 - 25

kW

10 - 20

rpm

540



cm 2-9 - inch 1-4



Three different operation modes in one finishing mower: mulching, side discharge and rear discharge. It is perfect for low HP tractors.



### STANDARD FEATURES

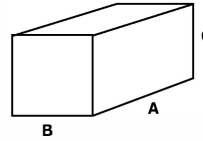
- 3 POINT HITCH, CATEGORY 1
- ALUMINUM GEARBOX 540 RPM WITH INTEGRATED FREE WHEEL DEVICE
- DIRECT DRIVE
- 1 ROTOR WITH 1 BLADE
- ADJUSTABLE HEIGHT
- PIVOTING WHEELS
- UNIVERSAL PTO SHAFT CATEGORY 2 - 1000 MM

| Model         | hp             | cm         | in         | cm         | in         | n.       | kg         | lbs        | Pricing         |
|---------------|----------------|------------|------------|------------|------------|----------|------------|------------|-----------------|
| <b>ET 100</b> | <b>12 - 25</b> | <b>100</b> | <b>40"</b> | <b>110</b> | <b>44"</b> | <b>1</b> | <b>125</b> | <b>276</b> | <b>1,708.00</b> |



**DIMENSIONS**

| Type   | A (cm)     | B (cm)     | C (cm)    |
|--------|------------|------------|-----------|
| ET 100 | <b>120</b> | <b>110</b> | <b>60</b> |



**PACKAGING**

Single metal crate

\$75.00



# SRM

Rear finishing mower side discharge

HP  
12 - 70

kW

10 - 50

rpm

540 / 1000 / 2000

cm 2-9 - inch 1-4








This side discharge finishing mower has a high quality cutting system for professional quality and efficient cutting of large areas.




## STANDARD FEATURES


- 3 POINT HITCH, CATEGORY 1
- CAST IRON GEARBOX 540 RPM
- BELT DRIVE
- THREE SPINDLES EACH WITH SINGLE BLADE
- SIDE DISCHARGE
- OPTIONAL MULCH-SYSTEM
- ADJUSTABLE HEIGHT, PIVOTING WHEELS
- UNIVERSAL PTO SHAFT, CATEGORY 2 - 1000 MM
- CENTRAL LUBRICATION


| Model          | hp             |  |            |  |             | n.       |  |  | Pricing         |
|----------------|----------------|---|------------|---|-------------|----------|---|---|-----------------|
|                |                | cm  | in         | cm  | in          |          |   |   |                 |
| <b>SRM 120</b> | <b>12 - 70</b> | <b>120</b>  | <b>48"</b> | <b>145</b>  | <b>58"</b>  | <b>3</b> | <b>177</b>  | 390   | <b>2,386.00</b> |
| <b>SRM 150</b> | <b>12 - 70</b> | <b>150</b>  | <b>60"</b> | <b>180</b>  | <b>72"</b>  | <b>3</b> | <b>207</b>  | 456   | <b>2,635.00</b> |
| <b>SRM 180</b> | <b>12 - 70</b> | <b>180</b>  | <b>72"</b> | <b>215</b>  | <b>86"</b>  | <b>3</b> | <b>233</b>  | 514   | <b>2,870.00</b> |
| <b>SRM 215</b> | <b>12 - 70</b> | <b>215</b>  | <b>85"</b> | <b>250</b>  | <b>100"</b> | <b>3</b> | <b>285</b>  | 628   | <b>3,255.00</b> |

| Model   | OPTIONAL  | Type  | Pricing |               |
|---|-----------|---|---------|---------------|
|  | <b>KM</b> | Kit mulching - deflectors for frequent cuts | SRM 120 | <b>357.00</b> |
|   |           |   | SRM 150 | <b>424.00</b> |
|   |           |   | SRM 180 | <b>464.00</b> |
|   |           |   | SRM 215 | <b>502.00</b> |

| Model   |   | Pricing       |
|---|---|---------------|
|  | <b>A</b> Anti-scalp roller-land with speed bump | <b>128.00</b> |

| Model   |           | Type                          | Pricing   |               |
|---|-----------|-------------------------------|-----------|---------------|
|  | <b>R1</b> | Gear box 1000 RPM or 2000 RPM | 1.000 rpm | <b>373.00</b> |
|   |           |                               | 2.000 rpm | <b>382.00</b> |

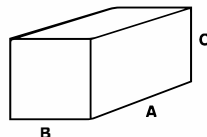
| Model  |  | Pricing       |
|--|--|---------------|
|  | <b>P</b> Pneumatic tires- soft lawn and land | <b>252.00</b> |

| Model   |   | Pricing       |
|---|---|---------------|
|  | <b>G</b> Hard rubber wheel - no punctures | <b>382.00</b> |

| Model |  | Pricing       |
|-------|--|---------------|
|       | <b>FM</b> Front mount - Attelage frontal | <b>321.00</b> |


**DIMENSIONS**

| Type    | A (cm)     | B (cm)     | C (cm)    |
|---------|------------|------------|-----------|
| SRM 120 | <b>130</b> | <b>120</b> | <b>60</b> |
| SRM 150 | <b>160</b> | <b>120</b> | <b>60</b> |
| SRM 180 | <b>190</b> | <b>120</b> | <b>60</b> |
| SRM 215 | <b>220</b> | <b>120</b> | <b>60</b> |



**PACKAGING**

Single metal crate \$75.00



## PRM

Rear finishing mower rear discharge

**HP**  
**12 - 70**

**kW**

**10 - 50**

**rpm**

**540 / 1000 / 2000**



cm 2-9 - inch 1-4




This rear discharge finishing mower has a high quality cutting system for professional quality and efficient cutting of large areas.





### STANDARD FEATURES


- 3 POINT HITCH, CATEGORY 1
- CAST IRON GEARBOX 540 RPM
- 2 - BELT DRIVE
- 3 SPINDLES EACH WITH SINGLE BLADE, XRM 235: 5 SPINDLES EACH WITH SINGLE BLADE
- REAR DISCHARGE
- OPTIONAL MULCH-SYSTEM
- ADJUSTABLE HEIGHT, PIVOTING WHEELS
- UNIVERSAL PTO SHAFT, CATEGORY 2 - 1000 MM, XRM - 800 MM
- CENTRAL LUBRICATION


| Model          | hp      | cm  | in  | cm  | in  | n. | kg  | lbs | Pricing  |
|----------------|---------|-----|-----|-----|-----|----|-----|-----|----------|
| <b>PRM 120</b> | 12 - 70 | 120 | 48" | 130 | 52" | 3  | 180 | 397 | 2,566.00 |
| <b>PRM 150</b> | 12 - 70 | 150 | 60" | 160 | 64" | 3  | 211 | 465 | 2,803.00 |
| <b>PRM 180</b> | 12 - 70 | 180 | 72" | 190 | 76" | 3  | 239 | 527 | 3,095.00 |
| <b>PRM 215</b> | 12 - 70 | 215 | 85" | 225 | 90" | 3  | 289 | 637 | 3,426.00 |
| <b>XRM 235</b> | 12 - 70 | 235 | 93" | 245 | 98" | 5  | 320 | 705 | 4,087.00 |

| Model   | OPTIONAL  | Type  | Pricing |               |
|---|-----------|---|---------|---------------|
|  | <b>KM</b> | Kit mulching - deflectors for frequent cuts | PRM 120 | <b>483.00</b> |
|   |           |   | PRM 150 | <b>532.00</b> |
|   |           |   | PRM 180 | <b>590.00</b> |
|   |           |   | PRM 215 | <b>642.00</b> |
|   |           |   | XRM 235 | <b>878.00</b> |

| Model   | OPTIONAL | Type                                   | Pricing |               |
|---|----------|--|---------|---------------|
|  | <b>A</b> | Anti-scalp roller-land with speed bump | XRM 235 | <b>128.00</b> |

| Model   | OPTIONAL               | Type                          | Pricing   |               |
|---|------------------------|-------------------------------|-----------|---------------|
|  | <b>R1</b><br><b>R2</b> | Gear box 1000 RPM or 2000 RPM | 1.000 rpm | <b>373.00</b> |
|   |                        |                               | 2.000 rpm | <b>382.00</b> |

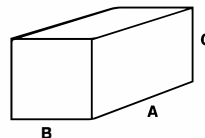
| Model   | OPTIONAL | Type                                | Pricing       |
|---|----------|-------------------------------------|---------------|
|  | <b>P</b> | Pneumatic tires- soft lawn and land | <b>252.00</b> |

| Model   | OPTIONAL | Type                            | Pricing       |
|---|----------|---------------------------------|---------------|
|  | <b>G</b> | Hard rubber wheel- no punctures | <b>382.00</b> |

| Model | OPTIONAL  | Type                           | Pricing       |
|-------|-----------|--------------------------------|---------------|
|       | <b>FM</b> | Front mount - Attelage frontal | <b>321.00</b> |


**DIMENSIONS**

| Type    | A (cm) | B (cm) | C (cm) |
|---------|--------|--------|--------|
| PRM 120 | 130    | 120    | 60     |
| PRM 150 | 160    | 120    | 60     |
| PRM 180 | 190    | 120    | 60     |
| PRM 215 | 220    | 120    | 60     |
| XRM 235 | 240    | 120    | 60     |



**PACKAGING**

Single metal crate \$75.00



# DEL MORINO – Mowers

## Omega

3 - Gang mower

HP

40 - 90

kW

30 - 75

rpm

540



cm 2-9 - inch 1-4



This gang mower is an excellent choice for sports fields, parks, large meadows, etc. thanks to its high quality components.




### STANDARD FEATURES


- MAIN FRAME WITH 2 PNEUMATIC TIRES
- TRANSMISSION WITH WIDE ANGLE PTO SHAFT
- MOWERS RAISED AND LOWERED HYDRAULICALLY
- 3 PRM/XRM FINISHING MOWERS WITH CAST IRON GEARBOX 540 RPM AND BELT DRIVE
- REAR DISCHARGE AND OPTIONAL MULCHING SYSTEM
- ADJUSTABLE HEIGHT, PIVOTING WHEELS
- CATEGORY 5, UNIVERSAL SLIP CLUTCH - 1000 MM
- CENTRAL LUBRICATION
- ANTI-SCALP ROLLERS




| Model           | hp      | cm  | in  | 120 | 150 | 180 | 215 | 235 | kg   | lbs  | Pricing   |
|-----------------|---------|-----|-----|-----|-----|-----|-----|-----|------|------|-----------|
| <b>Omega 11</b> | 40 - 90 | 330 | 132 | 3   |     |     |     |     | 1244 | 2743 | 20,077.00 |
| <b>Omega 12</b> | 40 - 90 | 360 | 144 | 2   | 1   |     |     |     | 1261 | 2780 | 20,220.00 |
| <b>Omega 14</b> | 40 - 90 | 420 | 168 |     | 3   |     |     |     | 1266 | 2791 | 20,385.00 |
| <b>Omega 15</b> | 40 - 90 | 450 | 180 |     | 2   | 1   |     |     | 1270 | 2800 | 20,668.00 |
| <b>Omega 17</b> | 40 - 90 | 510 | 204 |     |     | 3   |     |     | 1442 | 3179 | 21,207.00 |
| <b>Omega 19</b> | 40 - 90 | 565 | 222 |     |     | 2   |     | 1   | 1479 | 3261 | 21,884.00 |
| <b>Omega 21</b> | 40 - 90 | 635 | 240 |     |     |     | 2   | 1   | 1521 | 3353 | 23,577.00 |

| Model  | OPTIONAL                                    | Type    | Pricing |
|--|---|---------|---------|
| <br><b>KM</b> | Kit mulching - deflectors for frequent cuts | PRM 120 | 483.00  |
|  |   | PRM 150 | 532.00  |
|  |   | PRM 180 | 590.00  |
|  |   | PRM 215 | 642.00  |
|  |   | XRM 235 | 878.00  |
| Model  |   |         | Pricing |

|          |                                       |  |        |
|----------|---------------------------------------|--|--------|
| <b>O</b> | Wide- angle PTO shaft - closed curves |  | 897.00 |
|----------|---------------------------------------|--|--------|

| Model   |                                     |  | Pricing |
|---|-------------------------------------|--|---------|
| <br><b>P</b> | Pneumatic tires- soft lawn and land |  | 252.00  |

| Model   |                                 |  | Pricing |
|---|---------------------------------|--|---------|
| <br><b>G</b> | Hard rubber wheel- no punctures |  | 382.00  |

**DIMENSIONS**

| Type     | A (cm) | B (cm) | C (cm) |
|----------|--------|--------|--------|
| Omega 11 | 406    | 240    | 240    |
| Omega 12 | 406    | 240    | 240    |
| Omega 14 | 406    | 240    | 240    |
| Omega 15 | 406    | 240    | 240    |
| Omega 17 | 340    | 240    | 240    |
| Omega 19 | 240    | 150    | 240    |
| Omega 21 | 240    | 150    | 240    |

